

Image and Icon gallery

Last Modified on Oct 12, 2022

The image gallery contains images that you can use for your [Event types](#), [Booking pages](#), and [Master pages](#).

Note:

All images in this gallery are property of OnceHub and are protected under copyright law. Use is permitted for your OnceHub Event types, Booking pages, and Master pages only.

In this article:

- [How to use the image gallery](#)
- [Image gallery](#)

How to use the image gallery

1. To download an image in this article, right click it and select **Save image as...** from the menu.
2. Save the image on your computer.
3. Upload the image by clicking **Choose file** in the Public content section of an [Event type](#), [Booking page](#), or [Master page](#) (Figure 1).

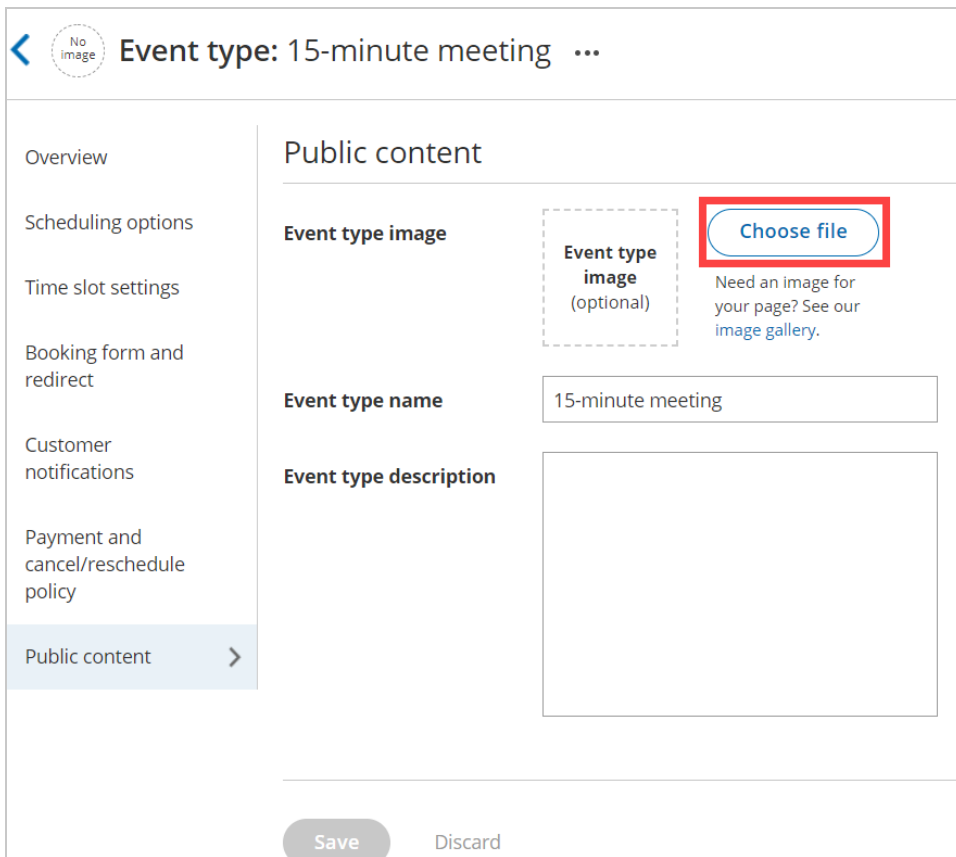


Figure 1: Event types Public content section

Image gallery


Phone meeting



Face-to-face meeting



Office meeting




Web conference



Inquiries



Technical Support



Coaching



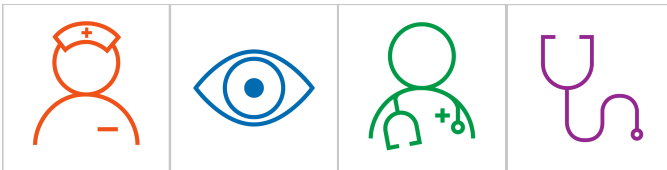
Sales/Financial



Education/eLearning



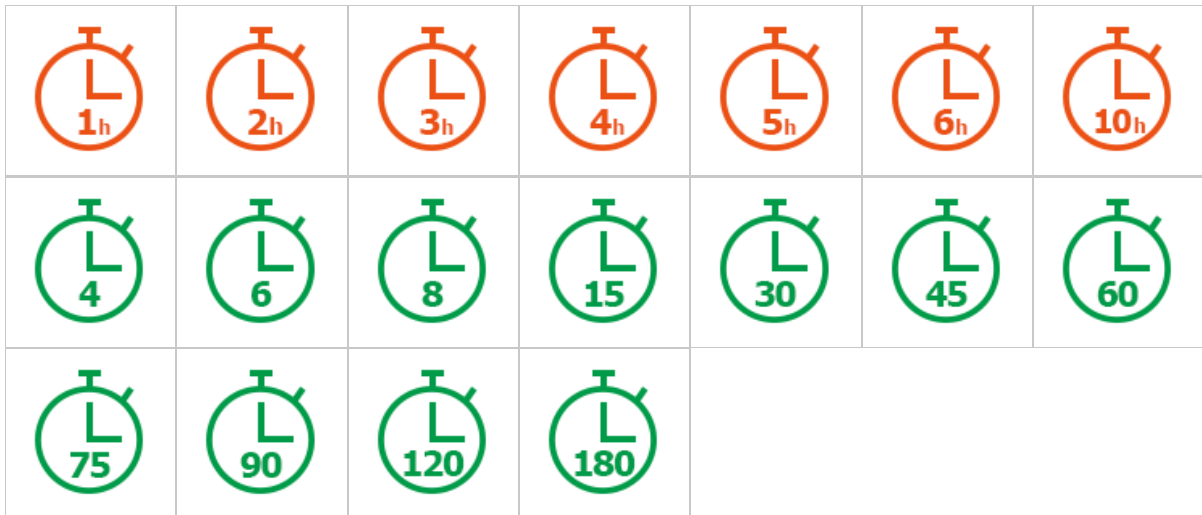
Health and medical



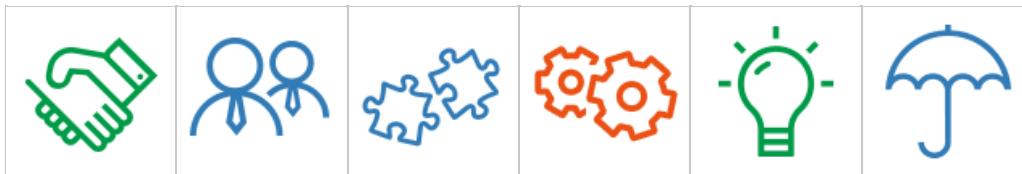
Geographic regions



Duration




Miscellaneous




Legal



Conference rooms



Language tutoring



Massage



Hair Salon



Photographer



Are you looking for other icons for your Booking or Master pages? Please [let us know](#).
